



GOVERNMENT OF ARUNACHAL PRADESH  
DEPARTMENT OF POWER

email: [cecomita@gmail.com](mailto:cecomita@gmail.com)

Office of the Chief Engineer (Commercial)  
cum Chief Electrical Inspector,  
Vidyut Bhawan, Itanagar -791111  
(Arunachal Pradesh)

CE(COM)/AUDIT/35/2022-23/ 1053-56

Dated Itanagar, the 10<sup>th</sup> August 2023

To,

The Chief Program Manager  
REC Limited, Regional Office  
SRADDHA Building  
MG Road & GS Road Crossing  
SOHUM/SBI Point, Christian Basti  
Guwahati-781005

**Sub: Submission of Un-Audited Quarterly Accounts for the FY 2022-23 Quarter 2 (JUL 2022-SEP 2022).**


Sir,

Enclosed please find herewith the Un-Audited Quarterly accounts for 2nd quarter of the FY 2022-23, as per the format prescribed by the Ministry of Power, Govt. of India for the Department of Power, Arunachal Pradesh.

This is for your information and necessary action at your end.

Enco: As stated above

Yours faithfully,


  
**Chief Engineer**  
Commercial cum CEI

CE(COM)/AUDIT/35/2022-23/

Dated Itanagar, the \_\_\_\_\_ 2023

Copy to:


1. The Secretary Power, Government of Arunachal Pradesh, 3<sup>rd</sup> Floor, Block No. 2, AP Civil Secretariate, Itanagar for information please.
2. The State Nodal Officer RDSS, Deptt. of Power., Vidyut Bhawan, Itanagar, Arunachal Pradesh for information along with a copy of the Audited Annual Accounts.
3. The Chief Engineer (Power), TP&MZ, Deptt. of Power, Vidyut Bhawan, Itanagar, Arunachal Pradesh for information along with a copy of the Audited Annual Accounts. He is requested to upload/publish the same on the department's web portal.

  
**Chief Engineer**  
Commercial cum CEI


|         |  |
|---------|--|
| Discom: | Dept. of Power, Govt. of Arunachal Pradesh |
| Year:   | 2022-23                                    |

**UNAUDITED ACCOUNT FOR QUARTER 2 (JUL 2022-SEP 2022)**


| Profit and Loss  |                |                   |
|--|----------------|-------------------|
| Table 1: Revenue Details (Rs in Cr)  | Quarter 2      | Remarks           |
| <b>Revenue from operations (A=A1+A2+A3+A4+A5+A6)</b>                                 | <b>142.200</b> |                   |
| A1: Revenue from sale of power   | 63.630         |                   |
| A2: Fixed charges/recovery from theft, etc   |                |                   |
| A3: Revenue from distribution franchisee   |                |                   |
| A4: Revenue from inter-state sale and trading  | 78.570         |                   |
| A5: Revenue from open access and wheeling  |                |                   |
| A6: Any other operating revenue  |                |                   |
| <b>Revenue - Subsidies and Grants (B = B1+B2+B3)</b>                                 | <b>0.000</b>   |                   |
| B1: Tariff Subsidy Booked  |                |                   |
| B2: Revenue Grant under UDAY   |                |                   |
| B3: Other Subsidies and Grants   |                |                   |
| <b>Other Income (C = C1+C2+C3)</b>   | <b>0.000</b>   |                   |
| C1: Income booked against deferred revenue*  |                |                   |
| C2: Misc Non-tariff income from consumers (including DPS)                            |                |                   |
| C3: Other Subsidies and Grants   |                |                   |
| <b>Total Revenue on subsidy booked basis ( D = A + B + C)</b>                        | <b>142.200</b> |                   |
| <b>Tariff Subsidy Received ( E )</b>   |                |                   |
| <b>Total Revenue on subsidy received basis ( F = D - B1 + E)</b>                     | <b>142.200</b> |                   |
| <b>Whether State Government has made advance payment of subsidy for the FY 22-23</b> |                | <b>No Subsidy</b> |
| Table 2: Expenditure Details (Rs in Cr)  | Quarter 2      | Remarks           |
| <b>Cost of Power ( G = G1 + G2+ G3)</b>  | <b>151.840</b> |                   |
| G1: Generation Cost (Only for GEDCOS)  |                |                   |
| G2: Purchase of Power  | 151.840        |                   |
| G3: Transmission Charges ( included at G2)   |                |                   |

  
 Energy Manager  
 Department of Power  
 Arunachal Pradesh

|   |   |                  |                |
|---|---|------------------|----------------|
| <b>O&amp;M Expenses ( H = H1 + H2 + H3 + H4 + H5 + H6 + H7)</b> |   | <b>111.900</b>   |                |
|   | H1: Repairs & Maintenance                         | 12.000           |                |
|   | H2: Employee Cost                                 | 96.580           |                |
|   | H3: Admn & General Expenses                       | 3.320            |                |
|   | H4: Depreciation                                  |                  |                |
|   | H5: Total Interest Cost                           |                  |                |
|   | H6: Other expenses                                |                  |                |
|   | H7: Exceptional Items                             |                  |                |
| <b>Total Expenses ( I = G + H )</b>                             |   | <b>263.740</b>   |                |
| <b>Profit(+)/Loss(-) before tax ( J = D - I )</b>               |   | <b>-121.540</b>  |                |
|   | K1: Income Tax                                    |                  |                |
|   | K2: Deferred Tax                                  |                  |                |
| <b>Profit(+)/Loss(-) after tax ( L = J - K1 - K2)</b>           |   | <b>-121.540</b>  |                |
| <b>Table 3: Key Asset-Liability Details (Rs in Cr)</b>          |   | <b>Quarter 2</b> | <b>Remarks</b> |
| <b>M1: Net Trade Receivables</b>                                |   | <b>371.372</b>   |                |
|   | M1a: Gross Trade Receivable Govt. Dept            |                  |                |
|   | M1b: Gross Trade Receivable Other-than Govt. Dept | 371.372          |                |
|   | M1c: Provision for bad debts                      |                  |                |
| <b>M2: Subsidy Receivable</b>                                   |   |                  |                |
| <b>M3: Capex Borrowings</b>                                     |   | <b>0.000</b>     |                |
|   | M3a: Long Term Loans - State Govt                 |                  |                |
|   | M3b: Long Term Loans - Banks & Fis                |                  |                |
|   | M3c: Short Term/ Medium Term - State Govt         |                  |                |
|   | M3d: Short Term/ Medium Term - Banks & Fis        |                  |                |
| <b>M4: Non-Capex Borrowings</b>                                 |   | <b>0.000</b>     |                |
|   | M4a: Short Term Borrowings/ from Banks/ Fis       |                  |                |
|   | M4b: Cash Credit/ OD from Banks/ Fis              |                  |                |
| <b>M5: Payables for Purchase of Power</b>                       |   | <b>0.000</b>     |                |

  
 Energy Manager  
 Department of Power  
 Arunachal Pradesh

| Table 4: Technical Details  | Quarter 2      | Remarks |
|---|----------------|---------|
| <b>O1: Total Installed Capacity (MW) (Quarter Ended) (Only for GEDCOs)</b>  | <b>133.178</b> |         |
| O1a: Hydel  | 108.540        |         |
| O1b: Thermal  |                |         |
| O1c: Gas  |                |         |
| O1d: Others   | 24.638         |         |
| <b>O2: Total Generation (MU) (Quarter Ended) (Only for GEDCOs)</b>  | <b>45.430</b>  |         |
| O2a: Hydel (DHPD, Dikshi & Sambachu)  | 45.360         |         |
| O2b: Thermal  |                |         |
| O2c: Gas  |                |         |
| O2d: Others (DG Set, Solar, etc)  | 0.070          |         |
| <b>O3: Total Auxiliary Consumption (MU) (Quarter Ended)</b>   | <b>0.000</b>   |         |
| <b>O4 : Gross Power Purchase (MU) (Quarter Ended) {ISGS, Banking Import, IEX purchase &amp; Deviation Import}</b> | <b>444.030</b> |         |
| <b>Gross Input Energy (MU) (O5 = O2 - O3 + O4)</b>  | <b>489.460</b> |         |
| <b>O6: Transmission Losses (MU)(Interstate &amp; Intrastate) {T&amp;D Loss-3.5%}</b>                              | <b>17.131</b>  |         |
| <b>O7: Gross Energy sold (MU)</b>   | <b>281.360</b> |         |
| O7a: Energy Sold to own consumers   | 144.310        |         |
| O7b: Bulk Sale to Distribution Franchisee   |                |         |
| O7c: Interstate Sale/ Energy Traded/Net UI Export   | 137.050        |         |
| <b>Net Input Energy (MU) (O8 = O5 - O6 - O7c)</b>   | <b>335.279</b> |         |
| <b>Net Energy Sold (MU) ( O9 = O7 - O7c)</b>  | <b>144.310</b> |         |
| <b>Revenue Billed including subsidy booked (O10 = A1 + A2 + A3 + B1)</b>  | <b>63.630</b>  |         |
| <b>O11: Opening Gross Trade Receivables (including any adjustments) (Rs crore)</b>                                | <b>355.258</b> |         |
| <b>O12: Adjusted Gross Closing Trade Receivables (Rs crore)</b>   | <b>371.372</b> |         |
| <b>Revenue Collected including subsidy received (O13 = A1 + A2 + A3 + E + O11 - O12)</b>                          | <b>47.516</b>  |         |
| <b>Billing Efficiency (%) (O14 = O9/O8*100)</b>   | <b>43.042</b>  |         |
| <b>Collection Efficiency (%) (O15 = O13/O10*100)</b>  | <b>74.675</b>  |         |
| <b>Energy Realised (MU) (O15a = O15*O9)</b>   | <b>107.764</b> |         |
| <b>AT&amp;C Loss (%) (O16 = 100 - O14*O15/100)</b>  | <b>67.858</b>  |         |
|   |                |         |


  
 Energy Manager  
 Department of Power  
 Arunachal Pradesh



| Table 6: Consumer Categorywise Details of Sale (Rs. In Cr)  | Quarter 2               | Remarks |
|---|-------------------------|---------|
| Q1: Domestic  | 27.98                   | 27.98   |
| Q2: Commercial  | 14.36                   | 14.36   |
| Q3: Agricultural  | 0.00                    | 0.00    |
| Q4: Industrial  | 17.38                   | 17.38   |
| Q5: Govt. Dept. (ULB/RLB/PWW/Public Lighting)               | 3.86                    | 3.86    |
| Q6: Others  | 0.00                    | 0.00    |
|   | Railways                |         |
|   | Bulk Supply             |         |
|   | Miscellaneous           |         |
|   | Distribution Franchisee |         |
|   | Interstate/ Trading/ UI |         |
| <b>Gross Energy Sold (Q7 = Q1 + Q2 + Q3 + Q4 + Q5 + Q6)</b> | <b>63.59</b>            |         |

**Prepared By-**

Commercial Zone, DoP, Itanagar.

  
 (Er. Made Nalo)  
 Energy Manager  
 Dept. of Power, Itanagar.  
 Energy Manager  
 Department of Power  
 Arunachal Pradesh