



GOVERNMENT OF ARUNACHAL PRADESH
DEPARTMENT OF POWER

email: cecomita@gmail.com

Office of the Chief Engineer (Commercial)
cum Chief Electrical Inspector,
Vidyut Bhawan, Itanagar -791111
(Arunachal Pradesh)

CE(COM)/AUDIT/35/2022-23/1049-52

Dated Itanagar, the 10th August 2023

To,

The Chief Program Manager
REC Limited, Regional Office
SRADDHA Building
MG Road & GS Road Crossing
SOHUM/SBI Point, Christian Basti
Guwahati-781005

Sub: Submission of Un-Audited Quarterly Accounts for the FY 2022-23 Quarter 1 (APR 2022-JUN 2022).


Sir,

Enclosed please find herewith the Un-Audited Quarterly accounts for 1st quarter of the FY 2022-23, as per the format prescribed by the Ministry of Power, Govt. of India for the Department of Power, Arunachal Pradesh.

This is for your information and necessary action at your end.

Encl: As stated above

Yours faithfully,



Chief Engineer
Commercial cum CEI

CE(COM)/AUDIT/35/2022-23/

Dated Itanagar, the _____ 2023

Copy to:


1. The Secretary Power, Government of Arunachal Pradesh, 3rd Floor, Block No. 2, AP Civil Secretariate, Itanagar for information please.
2. The State Nodal Officer RDSS, Deptt. of Power., Vidyut Bhawan, Itanagar, Arunachal Pradesh for information along with a copy of the Audited Annual Accounts.
3. The Chief Engineer (Power), TP&MZ, Deptt. of Power, Vidyut Bhawan, Itanagar, Arunachal Pradesh for information along with a copy of the Audited Annual Accounts. He is requested to upload/publish the same on the department's web portal.


Chief Engineer
Commercial cum CEI

Discom:	Dept. of Power, Govt. of Arunachal Pradesh
Year:	2022-23

UNAUDITED ACCOUNT FOR QUARTER 1 (APR 2022-JUN 2022)

Profit and Loss		
Table 1: Revenue Details (Rs in Cr)	Quarter 1	Remarks
Revenue from operations (A=A1+A2+A3+A4+A5+A6)	128.554	
A1: Revenue from sale of power	64.535	
A2: Fixed charges/recovery from theft, etc		
A3: Revenue from distribution franchisee		
A4: Revenue from inter-state sale and trading	64.019	
A5: Revenue from open access and wheeling		
A6: Any other operating revenue		
Revenue - Subsidies and Grants (B = B1+B2+B3)	0.000	
B1: Tariff Subsidy Booked		
B2: Revenue Grant under UDAY		
B3: Other Subsidies and Grants		
Other Income (C = C1+C2+C3)	0.000	
C1: Income booked against deferred revenue*		
C2: Misc Non-tariff income from consumers (including DPS)		
C3: Other Subsidies and Grants		
Total Revenue on subsidy booked basis (D = A + B + C)	128.554	
Tariff Subsidy Received (E)		
Total Revenue on subsidy received basis (F = D - B1 + E)	128.554	
Whether State Government has made advance payment of subsidy for the FY 22-23		No Subsidy
Table 2: Expenditure Details (Rs in Cr)	Quarter 1	Remarks
Cost of Power (G = G1 + G2+ G3)	151.840	
G1: Generation Cost (Only for GEDCOS)		
G2: Purchase of Power	151.840	
G3: Transmission Charges (included at G2)		


Energy Manager
Department of Power
Arunachal Pradesh

O&M Expenses (H = H1 + H2 + H3 + H4 + H5 + H6 + H7)		109.970	
	H1: Repairs & Maintenance	11.000	
	H2: Employee Cost	95.650	
	H3: Admn & General Expenses	3.320	
	H4: Depreciation		
	H5: Total Interest Cost		
	H6: Other expenses		
	H7: Exceptional Items		
Total Expenses (I = G + H)		261.810	
Profit(+)/Loss(-) before tax (J = D - I)		-133.256	
	K1: Income Tax		
	K2: Deferred Tax		
Profit(+)/Loss(-) after tax (L = J - K1 - K2)		-133.256	
Table 3: Key Asset-Liability Details (Rs in Cr)		Quarter 1	Remarks
M1: Net Trade Receivables		355.258	
	M1a: Gross Trade Receivable Govt. Dept		
	M1b: Gross Trade Receivable Other-than Govt. Dept	355.258	
	M1c: Provision for bad debts		
M2: Subsidy Receivable			
M3: Capex Borrowings		0.000	
	M3a: Long Term Loans - State Govt		
	M3b: Long Term Loans - Banks & Fis		
	M3c: Short Term/ Medium Term - State Govt		
	M3d: Short Term/ Medium Term - Banks & Fis		
M4: Non-Capex Borrowings		0.000	
	M4a: Short Term Borrowings/ from Banks/ Fis		
	M4b: Cash Credit/ OD from Banks/ Fis		
M5: Payables for Purchase of Power		0.000	




Energy Manager
Department of Power
Arunachal Pradesh

Table 4: Technical Details	Quarter 1	Remarks
O1: Total Installed Capacity (MW) (Quarter Ended) (Only for GEDCOs)	133.178	
O1a: Hydel	108.540	
O1b: Thermal		
O1c: Gas		
O1d: Others	24.638	
O2: Total Generation (MU) (Quarter Ended) (Only for GEDCOs)	30.180	
O2a: Hydel (DHPD, Dikshi & Sambachu)	30.090	
O2b: Thermal	0.000	
O2c: Gas	0.000	
O2d: Others (DG Set, Solar, etc)	0.090	
O3: Total Auxiliary Consumption (MU) (Quarter Ended)	0.000	
O4 : Gross Power Purchase (MU) (Quarter Ended) {ISGS, Banking Import, IEX purchase & Deviation Import}	362.510	
Gross Input Energy (MU) (O5 = O2 - O3 + O4)	392.690	
O6: Transmission Losses (MU)(Interstate & Intrastate) {T&D Loss-3.5%}	13.744	
O7: Gross Energy sold (MU)	245.138	
O7a: Energy Sold to own consumers	149.218	
O7b: Bulk Sale to Distribution Franchisee		
O7c: Interstate Sale/ Energy Traded/Net UI Export	95.920	
Net Input Energy (MU) (O8 = O5 - O6 - O7c)	283.026	
Net Energy Sold (MU) (O9 = O7 - O7c)	149.218	
Revenue Billed including subsidy booked (O10 = A1 + A2 + A3 + B1)	64.535	
O11: Opening Gross Trade Receivables (including any adjustments) (Rs crore)	333.935	
O12: Adjusted Gross Closing Trade Receivables (Rs crore)	355.258	
Revenue Collected including subsidy received (O13 = A1 + A2 + A3 + E + O11 - O12)	43.212	
Billing Efficiency (%) (O14 = O9/O8*100)	52.723	
Collection Efficiency (%) (O15 = O13/O10*100)	66.958	
Energy Realised (MU) (O15a = O15*O9)	99.914	
AT&C Loss (%) (O16 = 100 - O14*O15/100)	64.698	


 Energy Manager
 Department of Power
 Arunachal Pradesh

