



GOVERNMENT OF ARUNACHAL PRADESH  
DEPARTMENT OF POWER

email: cecomita@gmail.com

Office of the Chief Engineer (Commercial)  
cum Chief Electrical Inspector,  
Vidyut Bhawan, Itanagar -791111  
(Arunachal Pradesh)

CE(COM)/AUDIT/35/2022-23/ 1041-44

Dated Itanagar, the 10<sup>th</sup> August 2023

To,

✓ The Chief Program Manager  
REC Limited, Regional Office  
SRADDHA Building  
MG Road & GS Road Crossing  
SOHUM/SBI Point, Christian Basti  
Guwahati-781005

**Sub: Submission of Un-Audited Quarterly Accounts for the FY 2021-22 Quarter 3 (OCT 2021-DEC 2021).**


Sir,

Enclosed please find herewith the Un-Audited Quarterly accounts for 3rd quarter of the FY 2021-22, as per the format prescribed by the Ministry of Power, Govt. of India for the Department of Power, Arunachal Pradesh.

This is for your information and necessary action at your end.

Encl: As stated above

Yours faithfully,


  
Chief Engineer  
Commercial cum CEI

CE(COM)/AUDIT/35/2022-23/

Dated Itanagar, the \_\_\_\_\_ 2023

Copy to:

1. The Secretary Power, Government of Arunachal Pradesh, 3<sup>rd</sup> Floor, Block No. 2, AP Civil Secretariate, Itanagar for information please.
2. The State Nodal Officer RDSS, Deptt. of Power., Vidyut Bhawan, Itanagar, Arunachal Pradesh for information along with a copy of the Audited Annual Accounts.
3. The Chief Engineer (Power), TP&MZ, Deptt. of Power, Vidyut Bhawan, Itanagar, Arunachal Pradesh for information along with a copy of the Audited Annual Accounts. He is requested to upload/publish the same on the department's web portal.

  
Chief Engineer  
Commercial cum CEI

Discom:	Dept. of Power, Arunachal Pradesh
Current Year (CY)	2021-22

**UNAUDITED ACCOUNT FOR QUARTER 3 (OCT 2021-DEC 2021)**

Profit & Loss	Quarter 3	
	2021-22	Remark
<b>Table 1: Revenue Details (in ₹)</b>		
Revenue from Operations (A = A1+A2+A3+A4+A5+A6)	95,11,99,577	-
A1: Revenue from Sale of Power	59,74,27,399	
A2: Fixed Charges/Recovery from theft etc.		
A3: Revenue from Distribution Franchisee		
A4: Revenue from Inter-state sale and Trading	35,37,72,178	
A5: Revenue from Open Access and Wheeling		
A6: Any other Operating Revenue		
Revenue - Subsidies and Grants (B = B1+B2+B3)	-	-
B1: Tariff Subsidy Booked		
B2: Revenue Grant under UDAY		
B3: Other Subsidies and Grants		
Other Income (C = C1+C2+C3)	-	-
C1: Income booked against deferred revenue*		
C2: Misc Non-tariff income from consumers (including DPS)		
C3: Other Non-operating income		
<b>Total Revenue on subsidy booked basis ( D = A + B + C)</b>	<b>95,11,99,577</b>	<b>-</b>
Tariff Subsidy Received ( E )		
<b>Total Revenue on subsidy received basis ( F = D - B1 + E)</b>	<b>95,11,99,577</b>	<b>-</b>
Whether State Government has made advance payment of subsidy for the quarter(Yes/No)		

\*Revenue deferred by SERC as per tariff order for the relevant FY

Table 2: Expenditure Details (in ₹)	Quarter 3	
	2021-22	Remark
Cost of Power ( G = G1 + G2+ G3)	1,15,09,45,000	-
G1: Generation Cost (Only for GEDCOS)		
G2: Purchase of Power	91,28,07,000	

  
**Energy Manager**  
**Department of Power**

	<i>G3: Transmission Charges</i>	23,81,38,000	
O&M Expenses ( H = H1 + H2 + H3 + H4 + H5 + H6 + H7)		99,15,01,445	-
	<i>H1: Repairs &amp; Maintenance</i>	8,41,20,000	
	<i>H2: Employee Cost</i>	88,46,08,774	
	<i>H3: Admn &amp; General Expenses</i>	2,27,72,671	
	<i>H4: Depreciation</i>		
	<i>H5: Total Interest Cost</i>		
	<i>H6: Other expenses</i>		
	<i>H7: Exceptional Items</i>		
<b>Total Expenses ( I = G + H )</b>		<b>2,14,24,46,445</b>	<b>-</b>
<b>Profit before tax ( J = D - I )</b>		<b>(1,19,12,46,868)</b>	<b>-</b>
	<i>K1: Income Tax</i>		
	<i>K2: Deferred Tax</i>		
<b>Profit after tax ( L = J - K1 - K2)</b>		<b>(1,19,12,46,868)</b>	<b>-</b>

**Table 3: Key Asset-Liability Details (in ₹)**

	Quarter 3		Remark
	2021-22		
M1: Net Trade Receivables	3,28,11,93,173		-
	<i>M1a: Gross Trade Receivable Govt. Dept.</i>	20,25,77,603	
	<i>M1b: Gross Trade Receivable Other-than Govt. Dept.</i>	3,07,86,15,570	
	<i>M1c: Provision for bad debts</i>		
M2: Subsidy Receivable			
M3: Capex Borrowings	-		-
	<i>M3a: Long Term Loans - State Govt</i>		
	<i>M3b: Long Term Loans - Banks &amp; Fis</i>		
	<i>M3c: Short Term/ Medium Term - State Govt</i>		
	<i>M3d: Short Term/ Medium Term - Banks &amp; Fis</i>		
M4: Non-Capex Borrowings	-		-
	<i>M4a: Short Term Borrowings/ from Banks/ Fis</i>		
	<i>M4b: Cash Credit/ OD from Banks/ Fis</i>		
M5: Payables for Purchase of Power			

  
**Energy Manager**  
**Department of Power**

Table 4: Technical Details	Quarter 3	
	2021-22	Remark
O1: Total Installed Capacity (MW) (Quarter Ended) (Only for GEDCOs)	106	-
O1a: Hydel	81.54	
O1b: Thermal		
O1c: Gas		
O1d: Others	24.64	
O2: Total Generation (MU) (Quarter Ended) (Only for GEDCOs)	12.29	-
O2a: Hydel	12.09	
O2b: Thermal		
O2c: Gas		
O2d: Others	0.20	
O3: Total Auxiliary Consumption (MU) (Quarter Ended)		
O4 : Gross Power Purchase (MU) (Quarter Ended)	300.11	-
<b>Gross Input Energy (MU) (O5 = O2 - O3 + O4)</b>	<b>312.40</b>	-
O6: Transmission Losses (MU)(Interstate & Intrastate)	7.98	
<b>O7: Gross Energy sold (MU)</b>	<b>187.92</b>	-
O7a: Energy Sold to own consumers	137.91	
O7b: Bulk Sale to Distribution Franchisee		
O7c: Interstate Sale/ Energy Traded/Net UI Export	50.01	
<b>Net Input Energy (MU) (O8 = O5 - O6 - O7c)</b>	<b>254.41</b>	-
<b>Net Energy Sold (MU) ( O9 = O7 - O7c)</b>	<b>137.91</b>	-
<b>Revenue Billed including subsidy booked (O10 = A1 + A2 + A3 + B1)</b>	<b>59,74,27,399</b>	-
O11: Opening Gross Trade Receivables (including any adjustments) (Rs crore)	3,09,21,64,819	
O12: Adjusted Gross Closing Trade Receivables (Rs crore)	3,28,11,93,173	
<b>Revenue Collected including subsidy received (O13 = A1 + A2 + A3 + E + O11 - O12)</b>	<b>40,83,99,046</b>	-
<b>Billing Efficiency (%) (O14 = O9/O8*100)</b>	<b>54.21</b>	
<b>Collection Efficiency (%) (O15 = O13/O10*100)</b>	<b>68.36</b>	
<b>Energy Realised (MU) (O15a = O15*O9)</b>	<b>94.27</b>	
<b>AT&amp;C Loss (%) (O16 = 100 - O14*O15/100)</b>	<b>62.94</b>	

Table 5: Key Parameters


Quarter 3

*[Signature]*  
**Energy Manager**  
**Department of Power**  
**Arunachal Pradesh**

	2021-22	Remark
ACS (Rs./kWh) ( P1 = I*10/O5)	6,85,79,985.72	
ARR on Subsidy Booked Basis (Rs./kWh) ( P2 = D*10/O5)	3,04,48,020.57	
Gap on Subsidy Booked Basis (Rs./kWh) ( P3 = P1 - P2)	3,81,31,965.15	
ARR on Subsidy Received Basis (Rs./kWh) (P4 = F*10/O5)	3,04,48,020.57	
Gap on Subsidy Received Basis (Rs./kWh) (P5 = P1 - P4)	3,81,31,965.15	
ARR on Subsidy Received excluding Regulatory Income and UDAY Grant (Rs./kWh) (Rs./kWh) (P6 = (F-B-C1)*10/O5)	3,04,48,020.57	
Gap on Subsidy Received excluding Regulatory Income and UDAY Grant (Rs./kWh) (P7 = P1 - P6)	3,81,31,965.15	
Receivables (Days) (P8 =Days*M1/A)	314	
Payables (Days) (P9 = Days*M5/G)	-	
Total Borrowings (P10 = N6 + N8 + N9)	-	-

Table 6: Consumer Categorywise Details of Sale (MU)	Quarter 3	
	2021-22	Remark
Q1: Domestic	52.26	
Q2: Commercial	16.66	
Q3: Agricultural	0.02	
Q4: Industrial	60.29	
Q5: Govt. Dept. (ULB/RLB/PWW/Public Lighting)	1.96	
Q6: Others	7	-
Railways		
Bulk Supply		
Miscellaneous	6.72	
Distribution Franchisee		
Interstate/ Trading/ UI		
Gross Energy Sold (Q7 = Q1 + Q2 + Q3 + Q4 + Q5 + Q6)	138	-


Table 7: Consumer Categorywise Details of Sale (Rs. Crore)	Quarter 3	
	2021-22	Remark

  
**Energy Manager**  
**Department of Power**  
**Arunachal Pradesh**

Q1: Domestic		26.13	
Q2: Commercial		9.10	
Q3: Agricultural		0.01	
Q4: Industrial		20.77	
Q5: Govt. Dept. (ULB/RLB/PWW/Public Lighting)		1.23	
Q6: Others		3	-
	Railways		
	Bulk Supply		
	Miscellaneous	2.51	
	Distribution Franchisee		
	Interstate/ Trading/ UI		
<b>Gross Energy Sold (Q7 = Q1 + Q2 + Q3 + Q4 + Q5 + Q6)</b>		<b>60</b>	<b>-</b>

**Prepared By-**

Commercial Zone, DoP, Itanagar.

  
 (Er. Made Nalo)  
 Energy Manager  
 Dept. of Power, Itanagar  
**Department of Power**  
**Arunachal Pradesh**